

CA OCS F KIT

LOAD RESISTORS FOR FAST DAMPED OSCILLATORY WAVE VERIFICATION



FOR TESTS ACCORDING TO ...

> EN 61000-4-18

CALIBRATION SET FOR FAST DAMPED OSCILLATORY WAVE GENERATORS


The pulse shape of fast damped oscillatory generator designed as per IEC 61000-4-18 have to be verified both into a 0.1ohm and a 1,000ohm load at the 50ohm coaxial HV output as well into 0.1ohm load at the output of the coupling network.

The CA OCCS F kit includes the load resistors and a set of adapter to connect the coaxial matching resistors appropriately to the DUT output port.

HIGHLIGHTS

- > Calibration kit as per IEC 61000-4-18
- > 0.1ohm load resistor included
- > 1,000ohm load resistor included
- > Adapters provided to adapt the load resistors to the output of the coupling network for easy measurement

APPLICATION AREAS

-  INDUSTRY
-  MEDICAL
-  BROADCAST
-  TELECOM
-  RESIDENTIAL

TECHNICAL DETAILS

KW 0R1

MEASURING EXAMPLE USING THE KW 0R1

Open circuit voltage setting at the OCS 500N6F generator

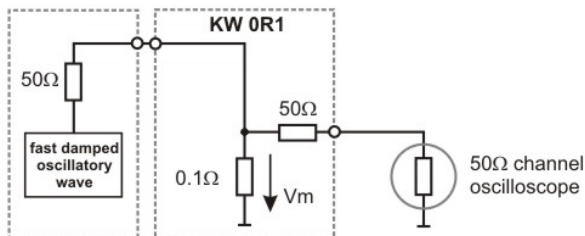
(50ohm output): 2,000V

Resulting output current into the 0.1ohm measuring resistor: 40AV

Measuring voltage Vm: 4.0V

Measured voltage considering the 50ohm input impedance of the oscilloscope: 2.0V

Resulting attenuation (theoretical): 20:1



KW 0R1, 0.1OHM LOAD RESISTOR

TECHNICAL DATA FOR KW 0R1

	For fast damped oscillatory wave only
Input Voltage	Max. 4,400V
Impedance	
Input	0.1ohm +/-2%
Output	50ohm
Divider ratio	10:1
Dimension	95mm x 26mm x 26mm
Weight	Approx. 100g
	The divider ratio in a 50ohm systems is n = 20

KW 1000

MEASURING EXAMPLE USING THE KW 1000

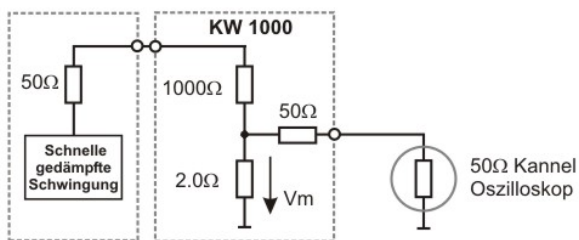
Open circuit voltage setting at the OCS 500N6F generator (50ohm output): 2,000V

Resulting output voltage across the 1,000ohm matching resistor: 1,000V

Measuring voltage Vm: 4V

Measured voltage considering the 50ohm input impedance of the oscilloscope: 2V

Resulting attenuation (theoretical): 1,000:1



KW 1000, 1KOHM LOAD RESISTOR

TECHNICAL DATA FOR KW 1000

	For fast damped oscillatory wave only
Input Voltage	Max. 4,400V
Impedance	
Input	1,000ohm +/-2%, <6pF
Output	50ohm
Divider ratio	500:1
Dimension	155mm x 26mm x 26mm
Weight	Approx. 150g
	The divider ratio in a 50ohm systems is n = 1,000

TECHNICAL DETAILS

OPTIONAL ACCESSORIES

OPTIONS

CA MC F	Adapter CA MC F to match KW 0R1 and KW 1000 load resistors to the supply output of the OCS 500N6F
---------	---

COMPETENCE WHEREVER YOU ARE



CONTACT EM TEST DIRECTLY

Switzerland

AMETEK CTS GmbH > Sternenhofstraße 15 > 4153 Reinach > Switzerland
 Phone +41 (0)61 204 41 11 > Fax +41 (0)61 204 41 00
 Internet: www.ametek-cts.com > E-mail: sales.conducted.cts@ametek.com

Germany

AMETEK CTS Europe GmbH > Customer Care Center EMEA > Lünener Straße 211
 > 59174 Kamen > Germany
 Phone +49 (0) 2307 26070-0 > Fax +49 (0) 2307 17050
 Internet: www.ametek-cts.com > E-mail: info.cts.de@ametek.com

Poland

AMETEK CTS Europe GmbH > Biuro w Polsce > ul. Twarda 44 > 00-831 Warsaw > Poland
 Phone +48 (0) 518 643 12
 Internet: www.ametek-cts.com > E-mail: Infopolska.cts@ametek.com

USA / Canada

AMETEK CTS US > 52 Mayfield Ave > Edison > NJ 08837 > USA
 Phone +1 732 417 0501
 Internet: www.ametek-cts.com > E-mail: usasales.cts@ametek.com

P.R. China

E & S Test Technology Limited > Rm 913, Leftbank >
 No. 68 Bei Si Huan Xi Lu > Haidian District > Beijing 100080 > P.R. China
 Phone +86 (0)10 82 67 60 27 > Fax +86 (0)10 82 67 62 38
 Internet: www.emtest.com > E-mail: info@emtest.com.cn

Republic of Korea

EM TEST Korea Limited > #405 > WooYeon Plaza > #986-8 > YoungDeok-dong >
 Giheung-gu > Yongin-si > Gyeonggi-do > Korea
 Phone +82 (31) 216 8616 > Fax +82 (31) 216 8616
 Internet: www.emtest.co.kr > E-mail: sales@emtest.co.kr

Singapore

AMETEK Singapore Pte. Ltd > No. 43 Changi South Avenue 2 > 04-01 Singapore
 48164
 Internet: www.ametek-cts.com > E-mail: singaporesales.cts@ametek.com

Great Britain

AMETEK GB > 5 Ashville Way > Molly Millars Lane > Wokingham > Berkshire
 RG41 2 PL > Great Britain
 Phone +44 845 074 0660
 Internet: www.ametek-cts.com

Information about scope of delivery, visual design and technical data correspond with the state of development at time of release. Subject to change without further notice.