

PCD 8 B-3-690-1000-100

CDN FOR BURST TESTING ON SUPPLY LINES



FOR TESTS ACCORDING TO ...

- › EN 61000-4-4
- › EN 61000-6-1
- › EN 61000-6-2
- › IEC 61000-4-4




PCD 8 B-3-690-1000-100 - COUPLING/DECOUPLING NETWORK FOR HIGH VOLTAGE SUPPLY LINES

Burst pulses are applied to high voltage and high current supply lines by means of standalone coupling/decoupling networks. For such testing AMETEK CTS offers the PCD 8 b-3-690-1000-100 for supply lines up to 3 * 690 V AC, 1.000 V DC and max. 100 A. According to IEC/EN 61000-4-4 the pulses are coupled via 33 nF capacitors to all lines simultaneously (common mode).

HIGHLIGHTS

- › Coupling/decoupling network according to IEC/EN 61000-4-4
- › Line voltage 3 * 690 V AC, 1.000 V DC, max. 100 A
- › Burst test voltage up to 8 kV
- › Portable size and light weight
- › Manual coupling in common mode to all lines
- › Supported by compact NX and NSG 3000A-series
- › Can also be used with UCS 500N and NSG 3000-series

APPLICATION AREAS

-  AUTOMOTIVE
-  RENEWABLE ENERGY
-  INDUSTRY

TECHNICAL DETAILS

BURST APPLICATION

PCD 8 B-3-690-1000-100 TEST SETUP

The PCD 8 b-3-690-1000-100 coupling decoupling network is a manual CDN for coupling Burst pulses onto all lines in common mode to high voltage AC and DC power supply lines.

The PCD also includes the required decoupling part for each line to protect the supply-side. Both coupling and decoupling parts are integrated in the housing.

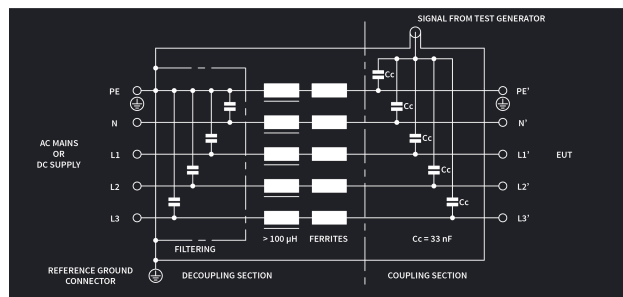
AMETEK CTS offers the PCD 8 b-3-690-1000-100 coupling/decoupling network for test voltages up to 8 kV and high voltages up to 3 * 690 V AC and 1000 V DC.



COUPLING

COMMON MODE COUPLING

The AMETEK CTS PCD 8 b-3-690-1000-100 couples the burst impulses via 33 nF coupling capacitors in common mode to all supply lines simultaneously. The integrated decoupling network decouples the burst impulses to the supply lines.



ACCESSORIES

PVF AD 4 - PULSE VERIFICATION FAST ADAPTER (OPTIONAL)

The measurement/calibration adapter PVF AD 4 is necessary to measure the Burst/EFT pulses at output terminal (screw terminal).



PCA BPSET - PULSE CONNECTION ADAPTER BANANA PLUG SET (OPTIONAL)

Connectors for reduced current application (max. 32 A). In case, an EUT needs to be exchanged frequently, the optional safety banana plug set PCA BPSET gives the possibility to connect the EUT in an easy and safe way. With this option the max. current consumption of the EUT must not exceed 32 A.



TECHNICAL DETAILS

PCD 8 B-3-690-1000-100 -
COUPLING/DECOUPLING NETWORKS

8 KV MODEL, MAX. 100 A

PCD 8 b-3-690-1000-100	8 kV coupling/decoupling network max. line current 100 A (AC and DC)
AC voltage EUT	3 * 690 V (p-p)
DC voltage EUT	1.000 V
AC/DC current EUT	100 A
Burst coupling	Common mode to all supply lines

TECHNICAL DATA

BURSTIMPULSE

Impulse voltage	max 8.0 kV ±10 %
Coupling	Common mode
Coupling capacitance	33 nF to all lines
coupling common mode	to L1, L2, L3, N, PE
Residual voltage	< 400 V @ 4000 V burst

EUT DATA

Lines	AC: L1, L2, L3, N, PE DC: Use L1 and N for DC-supply
Supply voltage	max. 3 * 690 V AC (p-p) max. 1.000 V DC
EUT current	max. 100 A

OUTPUT SOCKET

Connector	Screw terminal rated for 200 A, 6 mm (max. 8 Nm)
-----------	---

GENERAL

PCD 8 B-3-690-1000-100, DIMENSIONS AND WEIGHT

EFT/Burst connector	SHV
Dimensions (LxWxH)	410 mm x 170 mm x 190 mm
Weight	5 Kg

ENVIRONMENT

Temperature	10 °C to 40 °C
Humidity	30 % to 78 %, non condensing
Atmospheric pressure	86 kPa (860 mbar) to 106 kPa (1,060 mbar)

INCLUDED ACCESSORIES

IAK 6	Isolated Allen key for Screw terminal, 6 mm
BCC 1000 connection cable	SHV to SHV, length 1 m Other lengths on request (for Rack-systems)

OPTIONS

PVF BKIT 1	Pulse Verifikation Kit Fast Burst - EFT/Burst calibration terminator / attenuator set
PVF AD 4	Pulse Verification Fast Adapter - for use at the screw terminal
PCA BPSET	Pulse Connection Adapter Banana Plug Set - 6 to 4 mm (10 pcs)

COMPETENCE WHEREVER YOU ARE



CONTACT EM TEST DIRECTLY

Switzerland

AMETEK CTS GmbH › Sternenhofstraße 15 › 4153 Reinach › Switzerland
Phone +41 (0)61 204 41 11 › Fax +41 (0)61 204 41 00
Internet: www.ametek-cts.com › E-mail: sales.conducted.cts@ametek.com

Germany

AMETEK CTS Europe GmbH › Customer Care Center EMEA › Lünener Straße 211
› 59174 Kamen › Germany
Phone +49 (0) 2307 26070-0 › Fax +49 (0) 2307 17050
Internet: www.ametek-cts.com › E-mail: info.cts.de@ametek.com

Poland

AMETEK CTS Europe GmbH › Biuro w Polsce › ul. Twarda 44 › 00-831 Warsaw › Poland
Phone +48 (0) 518 643 12
Internet: www.ametek-cts.com › E-mail: Infopolska.cts@ametek.com

USA / Canada

AMETEK CTS US › 52 Mayfield Ave › Edison › NJ 08837 › USA
Phone +1 732 417 0501
Internet: www.ametek-cts.com › E-mail: usasales.cts@ametek.com

P.R. China

AMETEK Commercial Enterprise (Shanghai) Co. Ltd. › Beijing Branch › Western Section, 2nd floor › Jing Dong Fang Building (B10) › Chaoyang District › Beijing, China, 100015
Phone +86 10 8526 2111 › Fax +86 (0)10 82 67 62 38
Internet: www.ametek-cts.com › E-mail: chinasales@ametek.com

Republic of Korea

EM TEST Korea Limited › #405 › WooYeon Plaza › #986-8 › YoungDeok-dong › Giheung-gu › Yongin-si › Gyeonggi-do › Korea
Phone +82 (31) 216 8616 › Fax +82 (31) 216 8616
Internet: www.emtest.co.kr › E-mail: sales@emtest.co.kr

Singapore

AMETEK Singapore Pte. Ltd › No. 43 Changi South Avenue 2 › 04-01 Singapore 48164
Internet: www.ametek-cts.com › E-mail: singaporesales.cts@ametek.com

Great Britain

AMETEK GB › 5 Ashville Way › Molly Millars Lane › Wokingham › Berkshire RG41 2 PL › Great Britain
Phone +44 845 074 0660
Internet: www.ametek-cts.com

Information about scope of delivery, visual design and technical data correspond with the state of development at time of release. Subject to change without further notice.